

# Flexible Rollover Product

## Setting up a spouse account

You are not required to establish your own Super SA Flexible Rollover Product account in order to establish a spouse account.

### Eligibility to establish a Spouse Account

If you are eligible to establish a Super SA Flexible Rollover Product (FRP) account for yourself, you may also be able to establish an account for your spouse/putative spouse<sup>1</sup> in their name.

If you are a current spouse member in Triple S or have received an entitlement as a spouse member from Triple S you are also able to establish a FRP account as a spouse member.

### Advantages of establishing a Spouse Account

Your spouse will enjoy all the benefits of being a Super SA Flexible Rollover Product investor, including:

- the ability to make personal contributions. Once a spouse account is established your spouse can contribute to their own account with personal after-tax contributions
- by establishing a FRP account for you and your spouse you will both have access to the Super SA Income Stream
- choice of investment options
- low fees
- the ability to roll over entitlements from other super schemes

#### **1 Spouse/putative spouse**

A person is the putative spouse of a member if the person and the member are cohabiting as de facto spouses and:

- have been so cohabiting continuously for the preceding three years, or for a total of not less than three out of the four preceding years, or
- a child of whom both persons are the parents has been born.

A person is also recognised as a putative spouse of the member if in a Registered Relationship with the member (within the meaning of the *Relationships Register Act 2016*).

- tax-effective investing as earnings and entitlements are taxed at concessional super rates
- access to Death Only Insurance.

Refer to the Product Disclosure Statement (PDS) for more information about the Super SA Flexible Rollover Product.

### How to establish a Spouse Account

A Spouse Account can be established by any of the following methods (as long as the minimum starting balance of \$1,500 is met):

- a personal contribution by the spouse
- a spouse contribution made to the spouse, or
- a rollover from the spouse's previous super fund.



See the next page for 3 easy steps to setting up a Spouse Account.

### 3 steps to set up a Spouse Account

#### Step 1

Read the Super SA Flexible Rollover Product PDS to decide whether you would like to create a spouse account for your spouse or de facto. You may also wish to:

- attend a Super SA seminar or webinar
- seek the assistance of a professional financial adviser
- consult with a Centrelink Financial Information Service (FIS) officer on **13 23 00** about your Centrelink entitlements
- consult with the Australian Taxation Office on the Superannuation Infoline on **13 10 20** for super tax issues relating to your particular circumstances.

#### Step 2

Your spouse/putative spouse will need to complete the **Application to purchase** form at the back of the Super SA Flexible Rollover Product PDS.

Ensure your SA public sector scheme member details are provided at the bottom of “1. Personal details” of the **Application to purchase** form.

The accompanying contribution (minimum deposit of \$1,500) needs to be made electronically via BPAY prior to sending the **Application to purchase** form to Super SA.

Contact Super SA for BPAY details.

#### Step 3

Once you have completed the relevant forms, send the signed originals to:

**Super SA**  
**GPO Box 48**  
**Adelaide SA 5001**

Super SA will process your completed paperwork and you should receive confirmation within five working days, with the exception of rollovers. If you have requested that amounts be rolled over from other super funds it may take from four to six weeks for us to receive your funds.

Once a spouse account is established, either partner can make contributions into their respective spouse’s account.

Please note that Super SA cannot accept employer contributions into a Super SA Flexible Rollover Product Account.

### Example of how to set up a spouse account

#### Step 1

David is an SA public sector employee and a member of Triple S. David decides to establish a Super SA Flexible Rollover Product account both for himself and his partner, Rachel.

#### Step 2

Rachel is not a Super SA member as she is not an SA public sector employee and she is not a spouse member of Triple S, but David can establish a spouse account in the Super SA Flexible Rollover Product for Rachel.

Rachel completes an **Application to purchase** form ensuring David’s Super SA member details are included at the bottom of “1. Personal details”.

Rachel completes the “3. Initial investment” section by selecting ‘Eligible Spouse Contribution’.

David makes a contribution of \$1,500 by BPAY for Rachel. David could have contributed more than the \$1,500 minimum if he wished, for example, to receive the full spouse contribution tax offset (see column on the next page).

Alternatively, Rachel could make an initial personal contribution of \$1,500 to establish her Spouse account.

#### Step 3

After making the BPAY payment David and Rachel send all the signed and completed forms to Super SA.

### Spouse accounts – your questions answered

#### What is the spouse superannuation contributions tax offset?

This is an 18% tax offset that may apply if super contributions of up to \$3,000 are made on behalf of a non-employed or low income earning spouse (married or de facto) earning less than \$37,000 in assessable income plus reportable fringe benefits.

For spouses earning more than \$37,000 the tax offset reduces and no offset is available when earnings exceed \$40,000. The maximum tax offset allowed is \$540.

More information about the spouse superannuation contributions tax offset can be obtained from the Australian Taxation Office (ATO) website at [www.ato.gov.au](http://www.ato.gov.au).

#### What preservation conditions apply to spouse accounts?

All contributions made to a spouse account will be preserved until the spouse reaches age 60 and ceases employment.

If your spouse has never worked in Australia, spouse contributions are preserved until age 65, other than for entitlements paid in the event of total and permanent disablement or death.

#### How do I make future contributions to my or my spouse's account?

You can make contributions via BPAY. Contact Super SA for more details. Please be aware different BPAY Biller codes apply to different types of contributions.

#### What happens to a spouse member's super if they die?

Should the spouse member die, the entitlement will be paid as a lump sum to their spouse/putative spouse, or if there is no spouse/putative spouse, to the Estate. If they have nominated a legal personal representative (estate) then the entitlement will be paid to the Estate and distributed according to the Will or the Statutes.

The death entitlement is made up of:

- the balance of the Spouse Account, including
- investment earnings, plus
- an insurance component (if any)
- minus any outstanding fees and premiums.

#### How are spouse contributions treated for tax purposes on withdrawal?

Spouse contributions are included in the tax free component.

#### Can any super entitlements be transferred directly from my super account into my partner's spouse account?

No, super entitlements cannot be split between spouses, except under the provisions of the *Family Law Act 1975*.

Generally super entitlements can only be moved from one person to another by first withdrawing the amount in cash and paying the appropriate lump sum tax liability.

Once the amount is in cash (e.g. held in a bank account) it may be possible to then make a contribution back into super as a spouse contribution, subject to contribution caps. This may have significant tax implications and Super SA recommends that you seek financial and tax advice before undertaking such a strategy.

#### Can my employer contribute to my Super SA Flexible Rollover Product account?

No. The FRP cannot receive any employer contributions or salary sacrifice contributions.


#### Can I claim a tax deduction for personal contributions made to my Flexible Rollover Product account?

Yes. To claim a tax deduction for your personal contributions, you need to complete and lodge a Notice of Intent to Claim or Vary a Deduction for Personal Super Contributions form with Super SA. You can access this form on the ATO website, [www.ato.gov.au](http://www.ato.gov.au).


#### Further information


Full details and application forms for the Super SA Flexible Rollover Product can be found in the Product Disclosure Statement, available on the Super SA website. You can also phone us on **(08) 8214 7800**. You may also wish to attend an information session. To find out more, contact Super SA.


#### Contact us

 **EMAIL** [supersa@sa.gov.au](mailto:supersa@sa.gov.au)

 **WEBSITE** [supersa.sa.gov.au](http://supersa.sa.gov.au)

 **MEMBER CENTRE, Karna Country**  
Ground floor, 151 Pirie St Adelaide SA  
5000 (Enter from Pulteney Street).

 **POST** GPO Box 48, Adelaide SA 5001

 **PHONE** (08) 8214 7800

Disclaimer: The information in this document is intended to help you understand your entitlements in the Flexible Rollover Product. Super SA does its best to make sure the information is accurate and up to date. However, you need to be aware that it may not include all the technical details relevant to the topic. For the complete rules of the Flexible Rollover Product, please refer to the Southern State Superannuation Act 2009 and Southern State Superannuation Regulations 2009. The Act and accompanying Regulations set out the rules under which the Flexible Rollover Product is administered and entitlements are paid. You can access a copy from the Super SA website.

The Flexible Rollover Product is an exempt public sector superannuation scheme and is not regulated by the Australian Securities and Investments Commission (ASIC) or the Australian Prudential Regulation Authority (APRA). Super SA is not required to hold an Australian Financial Services Licence to provide general advice about the Flexible Rollover Product.

The information in this document is of a general nature only and has been prepared without taking into account your objectives, financial situation or needs. Super SA recommends that before making any decisions about the Flexible Rollover Product you consider the appropriateness of this information in the context of your own objectives, financial situation and needs, read the Product Disclosure Statement (PDS) and seek financial advice from a licensed financial adviser in relation to your financial position and requirements.

Super SA and the State Government disclaim all liability for all claims, losses, damages, costs or expenses whatsoever (including consequential or incidental loss or damage), which arise as a result of or in connection with any use of, or reliance upon, any information in this document.